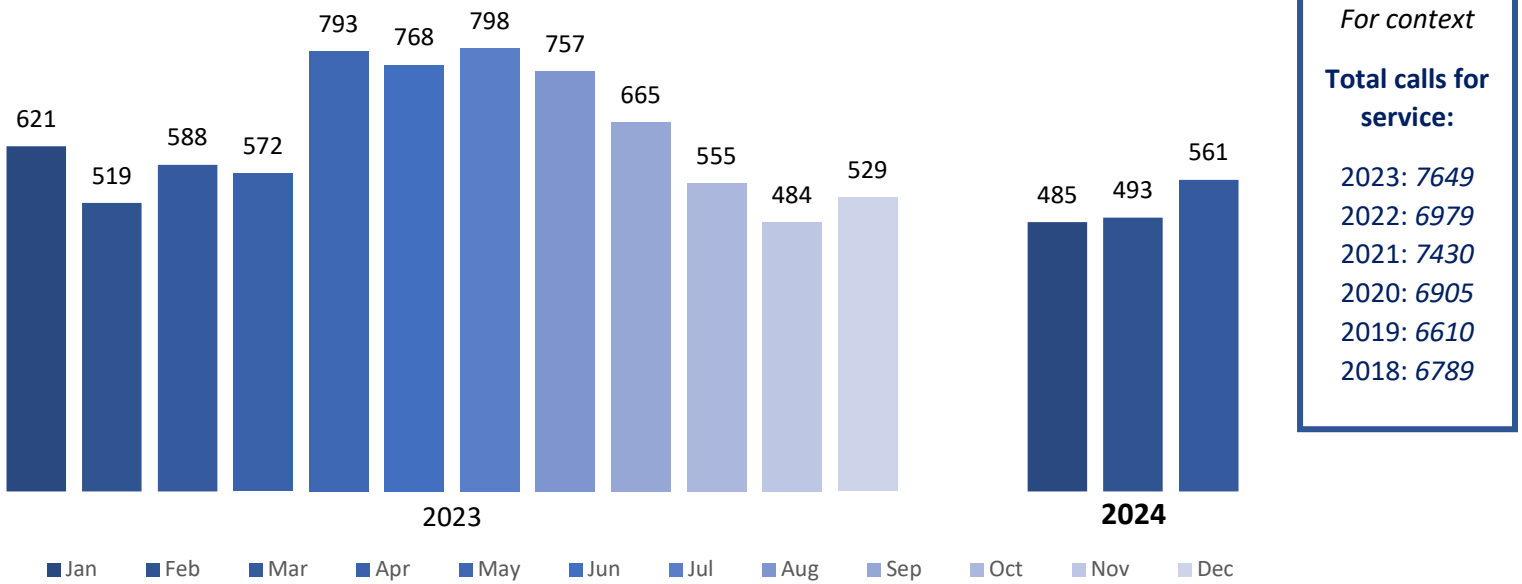


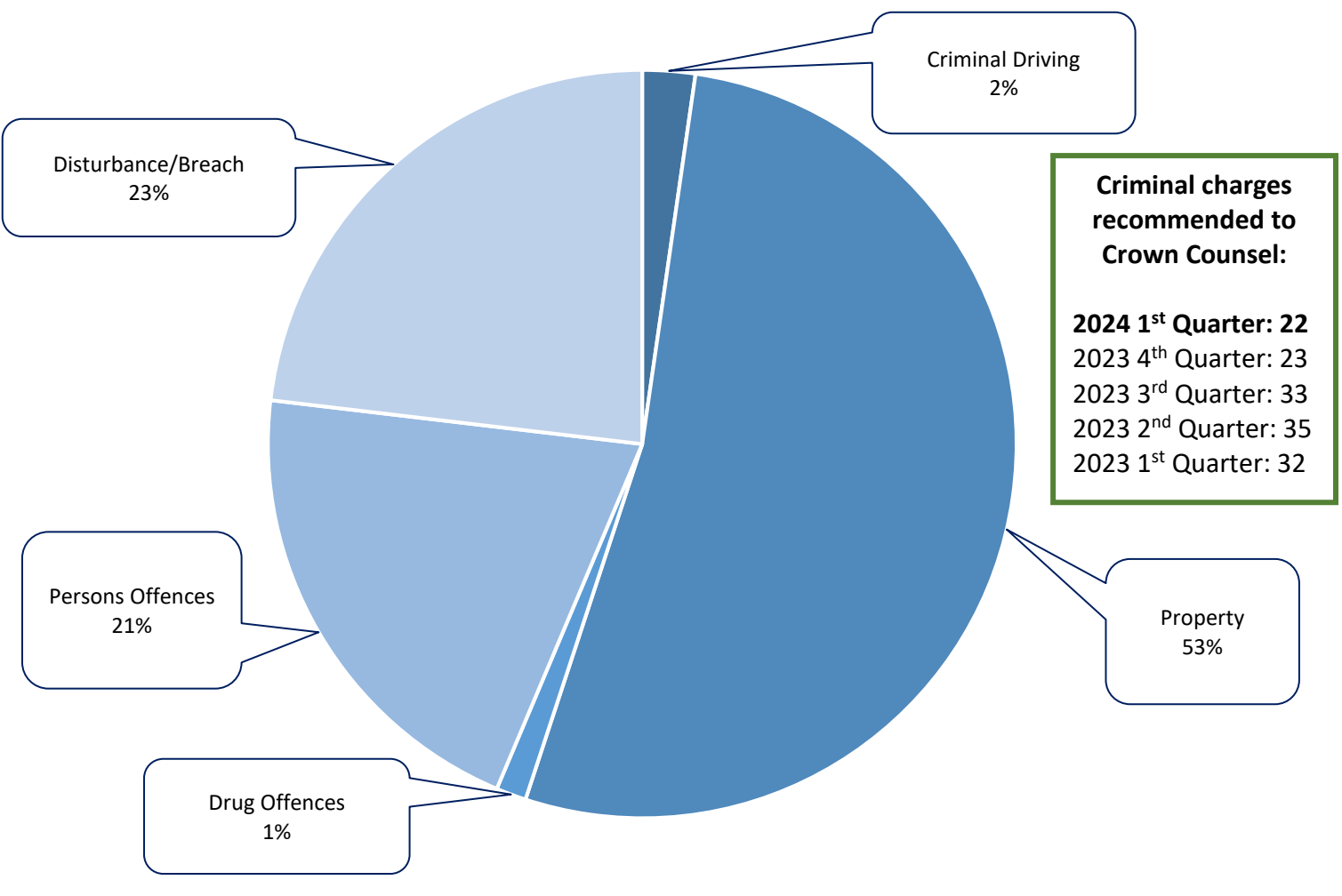
## White Rock RCMP Q1 Report (Jan 1, 2024 to Mar 31, 2024)

**Calls for service:** This is an indicator of the volume of work being conducted at the detachment. A comparison of the same quarter (Jan to Mar) in 2023 and **2024** shows a decreased call volume (1728 vs. **1539**).

**Total calls for service by month**



**Distribution of criminal occurrences: 307 reported incidents**

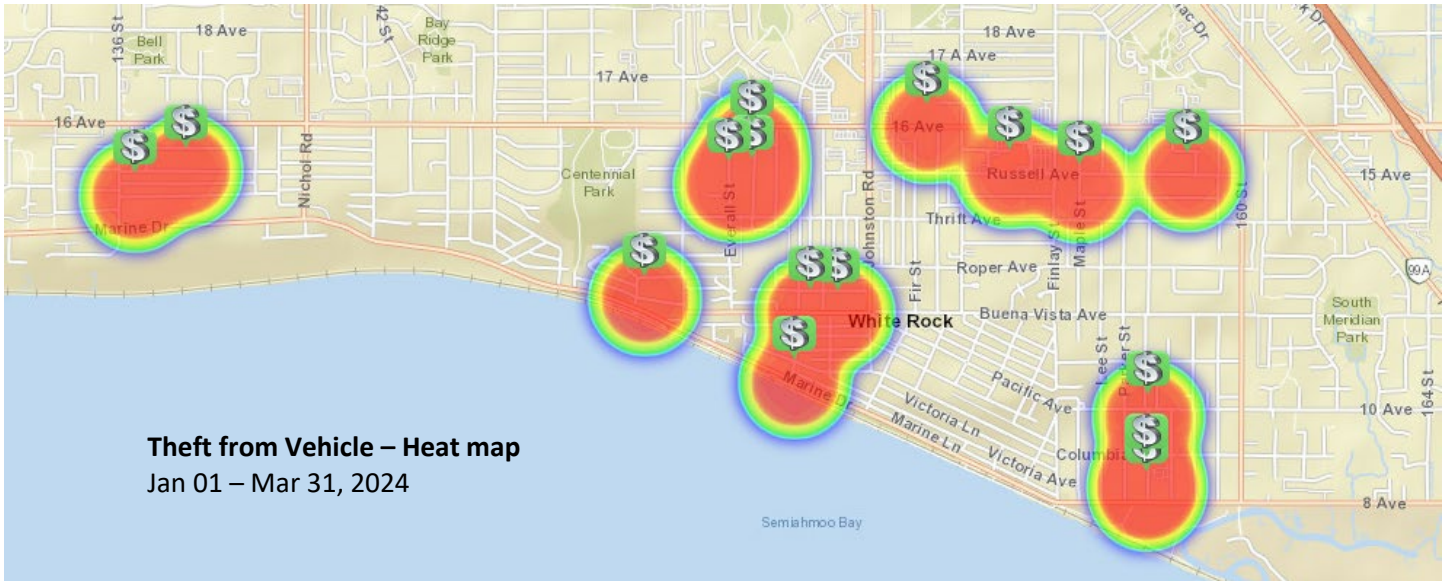


**Theft from vehicle**

	Q1	Q2	Q3	Q4
<b>2024</b>	16			
<b>2023</b>	58	36	46	19

**Theft of vehicle**

	Q1	Q2	Q3	Q4
<b>2024</b>	3			
<b>2023</b>	11	7	15	9



**Theft from Vehicle – Heat map**  
Jan 01 – Mar 31, 2024

**Break and Enter – Residential**

	Q1	Q2	Q3	Q4
<b>2024</b>	10			
<b>2023</b>	10	9	8	10

Context: One of the 2024 reported offences resulted in a charge being recommended to the BC Prosecution Service, while six remain under investigation

**Break and Enter - Business**

	2024 Q1	2024 Q2	2024 Q3	2024 Q4
<b>Commercial business</b>	3			
<b>Storage, parkade, or other</b>	4			
<b>Common / condo mailbox</b>	0			
<b>Construction Site</b>	1			
<b>TOTAL</b>	<b>8</b>			

Context: Two of the reported business break and enter offences resulted in a charge being recommended to the BC Prosecution Service against two different accused.

**Crimes against person**

	Q1	Q2	Q3	Q4
<b>2024</b>	63			
<b>2023</b>	73	93	103	75

- 35% (22) of the reported crimes against persons were for criminal harassment, extortion, harassing communications or uttering threats
- There were under 5 sexual offences reported this quarter

**Mental Health Act calls - (assessments/apprehensions):**

2024 Q1: 9

**Impaired Driving**

During Q1 **12** impaired drivers were removed from our streets.

**Traffic enforcement violation tickets / written notices**

	JAN	FEB	MAR	APR	MAY	JUN	JUL	AUG	SEP	OCT	NOV	DEC
<b>2024</b>	22	114	164									

Go to the City of White Rock website for more information on what the White Rock RCMP is doing for you  
[www.whiterockcity.ca/RCMP](http://www.whiterockcity.ca/RCMP)

## Data Qualifiers

- The data in this report does not infer the complexity of an investigation or the outcome. Data in this report is based on a search of the Police Records and Information Management Environment (PRIME). Data may change over time due to the dynamic nature of offences being reported, clarified, cleared, and categorized.
- The complexity of a criminal investigation and amount of resources required to investigate an incident is not reflected in the data. For example, a property crime investigation may be concluded after initial information gathering due to the lack of evidence required to proceed further, while another property crime investigation may require numerous judicial authorizations that spans months to accumulate evidence, prepare a report to Crown Counsel, and comply with disclosure requirements.
- Most serious incident rule: The crime data contained within this report utilizes the Uniform Crime Reporting (UCR) Survey to collect aggregate data on the incidence of crime. The UCR survey uses the most serious incident rule when compiling police-reported crime data. The rule also stipulates that where a single criminal incident contains a number of violations of the law, then only the most serious one is reported for UCR purposes. As a result, the total number of UCR offences does not represent the total number of all crime reported by police.
- Total criminal offences include UCR codes 1000 to 5999 (persons, property and other offences), 9000 to 9999 (criminal driving offences)
- Calls for service include 911 calls, non-emergency, front counter reports, and files generated by officers on the road. Traffic tickets are not recorded as calls for service unless it was the result of a report from the public or the interaction had a more substantial offence associated to it, such as impaired driving or prohibited driving.
- Break and enter occurrences, both residential and business, are manually reviewed to provide greater context to the nature of the incident. The UCR statistics reported to the Canadian Centre of Justice Statistics may appear different as it does not differentiate between the different types of business break and enters.
- To protect privacy, the number of sexual offences each quarter will only be reported by actual number if 5 or more incidents are reported. The report will otherwise state *under 5 sexual offences reported*.