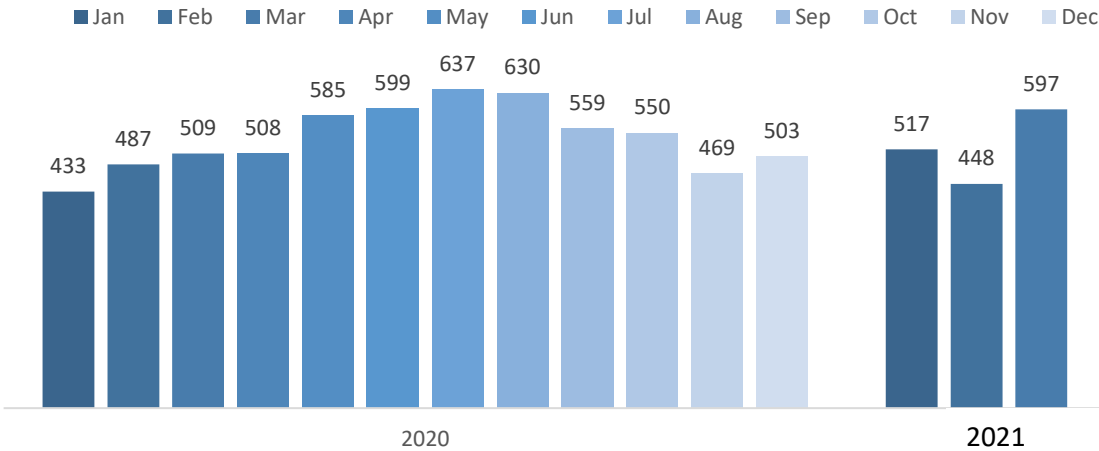


White Rock RCMP Q1 Report (Jan 1, 2021 to Mar 31, 2021)

Calls for service: This is an indicator of the volume of work being conducted at the detachment. A comparison of the same quarter (Jan to Mar) in 2020 and **2021** shows an 11% increase in call volume (1490 vs. **1655**).

Total calls for service by month

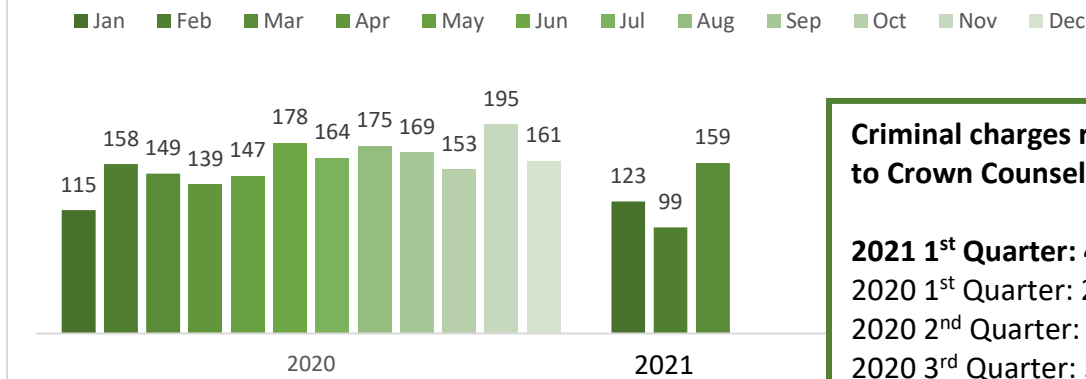


For context

Total calls for service:
 2020: 6905
 2019: 6607
 2018: 6789
 2017: 6231
 2016: 6463

Criminal occurrences: There were 381 criminal matters reported to police in the 1st quarter of 2021, this is a 10% decrease compared to the same quarter in 2020 (422). Breakdown by category: property crime 46% (173), disturbance/breach 29% (110), person's offences 21% (78), drug offences 1% (6), and criminal driving offences 2% (9).

Total criminal offences reported



Criminal charges recommended to Crown Counsel:

2021 1st Quarter: 45
 2020 1st Quarter: 25
 2020 2nd Quarter: 37
 2020 3rd Quarter: 39
 2020 4th Quarter: 39

Theft from vehicle

	Q1	Q2	Q3	Q4
2020	68	37	33	47
2021	36			

Context: There was a **47% decrease in theft from vehicle offences** from the same quarter last year. Almost all vehicles were not locked and any items of value were targeted. In some cases only the vehicle was searched through with nothing taken. Keep valuables out of vehicles to give White Rock the reputation of being an unworthy target for thieves.

Theft of vehicle

	Q1	Q2	Q3	Q4
2020	10	10	4	7
2021	4			

Context: There was a **60% decrease in theft of vehicle offences** compared to the same quarter last year. There were no consistent vehicle type stolen.

Break and Enter – Residential

	Q1	Q2	Q3	Q4
2020	11	12	5	11
2021	7			

Context: Two of the B&Es were by persons known to the homeowner (unauthorized entry), two were attempts, 3 were completed by entry via a window, garage door, and an unknown point of entry.

Break and Enter - Business

	2020 Q1	2020 Q2	2020 Q3	2020 Q4
Commercial business	7			
Storage, parkade, or other	3			
Common / condo mailbox	0			
TOTAL	10			

Context: There was a **56% decrease in business B&Es** compared to the same quarter in 2020 (23 vs 10 reports). One business had the window glass broken in an attempt to steal an ATM. 5 B&Es were committed at one business complex. This investigation is active and ongoing.

Crimes against person

	Q1	Q2	Q3	Q4
2020	61	84	88	82
2021	78			

- 49% (38) of the reported crimes against persons were for uttering threats and harassing communications.
- 16% of violent offences were intimate-partner incidents and 10% were between other family members.
- There were under 5 sexual offences reported this quarter.

Mental health related calls

Calls for service with a mental health component:

2021 Q1: 131
2020 Q1: 115

(13% increase compared to the same period last year)

Mental Health Act calls - (assessments/apprehensions):

2021 Q1: 31
2020 Q1: 34

Traffic enforcement violation tickets / written notices

	JAN	FEB	MAR	APR	MAY	JUN	JUL	AUG	SEP	OCT	NOV	DEC
2021	222	148	279									




Notable incident trends / police activity

Traffic enforcement: One of the frequent concerns that White Rock residents bring up relates to road safety. Although our detachment does not have a dedicated traffic position, we do have enhanced traffic shifts to target problem areas. In the 1st quarter of 2021 we had 649 traffic enforcement interactions, which is a 234% increase over the same period last year. The focus on road safety will continue in 2021, as well as the campaign to deter loud modified vehicles from disturbing the peace in White Rock. Increased vehicle inspections and, where applicable, the issuing of mandatory vehicle inspection notices and orders for repairs will continue.

COVID-19: White Rock has used an education/enforcement model where Bylaw Officers have been conducting proactive checks to educate businesses during business hours and the RCMP has been responding to complaints from the public primarily during the evenings and weekends. During Q1 there were 4 calls relating to COVID public health orders, 2 of these were under the COVID Related Measures Act and 2 were under the Quarantine Act. There have been no charges laid in White Rock, with most businesses and residents complying with the Health Orders or being receptive to the educational approach.

Social issues and the intersection with police: We continue to receive calls from the public about people experiencing homelessness refusing to leave private areas when asked, and requests for wellbeing checks. Our officers use a compassionate approach during these interactions and recognize that there is not always a nearby shelter open or the individual is not suitable for a shelter. We recognize this is a broader issue that requires more resources outside of the police, and we continue to advocate and provide objective information to decisions makers to facilitate change. That does not preclude the use of the criminal justice system where appropriate to deter or manage criminal behaviour.

Community Engagement

- **Community Policing Volunteers** continue to function at a reduced level due to the COVID pandemic. Some speed watch sessions, bike patrols and foot patrols are being conducted intermittently. Speed Watch volunteers have also started a passive speed recoding program that captures approximately 6 days of vehicle speed information at a specific location. This will be used to assist with enforcement, education, and engineering activity, using objective data that was identify specific times of day for higher speeds.
- **Block Watch:** White Rock Block Watch groups had their quarterly Zoom meeting with the detachment commander on January 13th and April 14th. The detachment commander spends the first portion going over this quarterly report, then it is an open Q&A session regarding issues that matter to you. 
- **Twitter:** The @WhiteRockRCMP twitter account has one of the highest number of per-capita followers for a police agency, surpassing most other RCMP detachments in the Lower Mainland. The followers continue to grow each quarter with approximately 5550 at the end of Q1 (250 more followers compared to 3 months ago). This is also available in French @GRCdeWhiteRock. 
- **Facebook:** Check us out on Facebook. We continue to share what we do on this platform as well. This is also available in French. 

Go to the City of White Rock website for more information on what the White Rock RCMP is doing for you
www.whiterockcity.ca/RCMP

Data Qualifiers

- The data in this report does not infer the complexity of an investigation or the outcome. Data in this report is based on a search of the Police Records and Information Management Environment (PRIME). Data may change over time due to the dynamic nature of offences being reported, cleared, and categorized.
- The complexity of a criminal investigation and amount of resources required to investigate an incident is not reflected in the data. For example, a property crime investigation may be concluded after initial information gathering due to the lack of evidence required to proceed further, while another property crime investigation may require numerous judicial authorizations and that spans months to accumulate evidence, prepare a report to Crown, and comply with disclosure requirements.
- Most serious incident rule: The crime data contained within this report utilizes the UCR Survey to collect aggregate data on the incidence of crime. The UCR survey uses the most serious incident rule when compiling police-reported crime data. The rule also stipulates that where a single criminal incident contains a number of violations of the law, then only the most serious one is reported for UCR purposes. As a result, the total number of UCR offences does not represent the total number of all crime reported by police.
- Total criminal offences includes Universal Crime Reporting Survey (UCR) codes 1000 to 5999 (property, persons and other offences), 9000 to 9999 (criminal driving offences)
- Calls for service include 911 calls, non-emergency, front counter reports, and files generated by officers on the road.
- The break and enter, both residential and business, occurrences are manually reviewed to provide greater context to the nature of the incident. The UCR statistics reported to the Canadian Centre of Justice Statistics may appear different as it does not differentiate between the different types of business break and enters.
- To protect privacy, the number of sexual offences each quarter will only be reported by actual number if 5 or more incidents are reported. The report will otherwise state *under 5 sexual offences reported*.